

Prénom : .....

# Contrat




*Période de confinement*




Classe : Régis Talbot


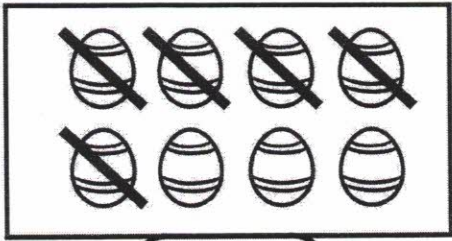




Name: \_\_\_\_\_



Complete the following equations.

a)  -  =   
  =

b)  -  =   
  =

c)  -  =   
  =

d)  -  =   
  =

e)  -  =   
  =



Nom: \_\_\_\_\_




Colorie le dessin selon le code suivant:



1: jaune



2: violet



3: rose




4: brun



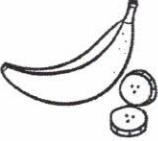






5: blanc



Joyeuses Pâques!



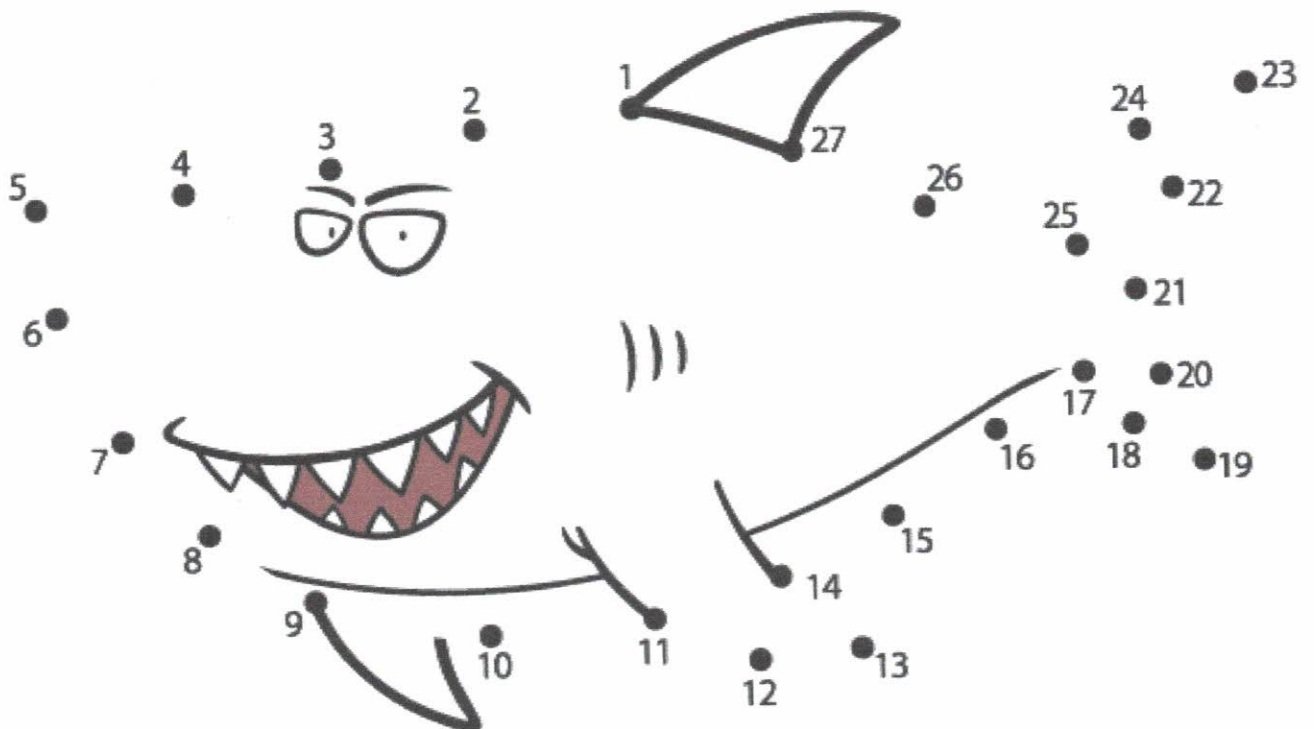
Colorie le dessin en suivant le code de couleurs.

						
jaune	violet	rose	orange	brun	bleu	rouge
3	4	5	6	7	8	9

Relie les points de 1 à 25.



Relie les points de 1 à 27.

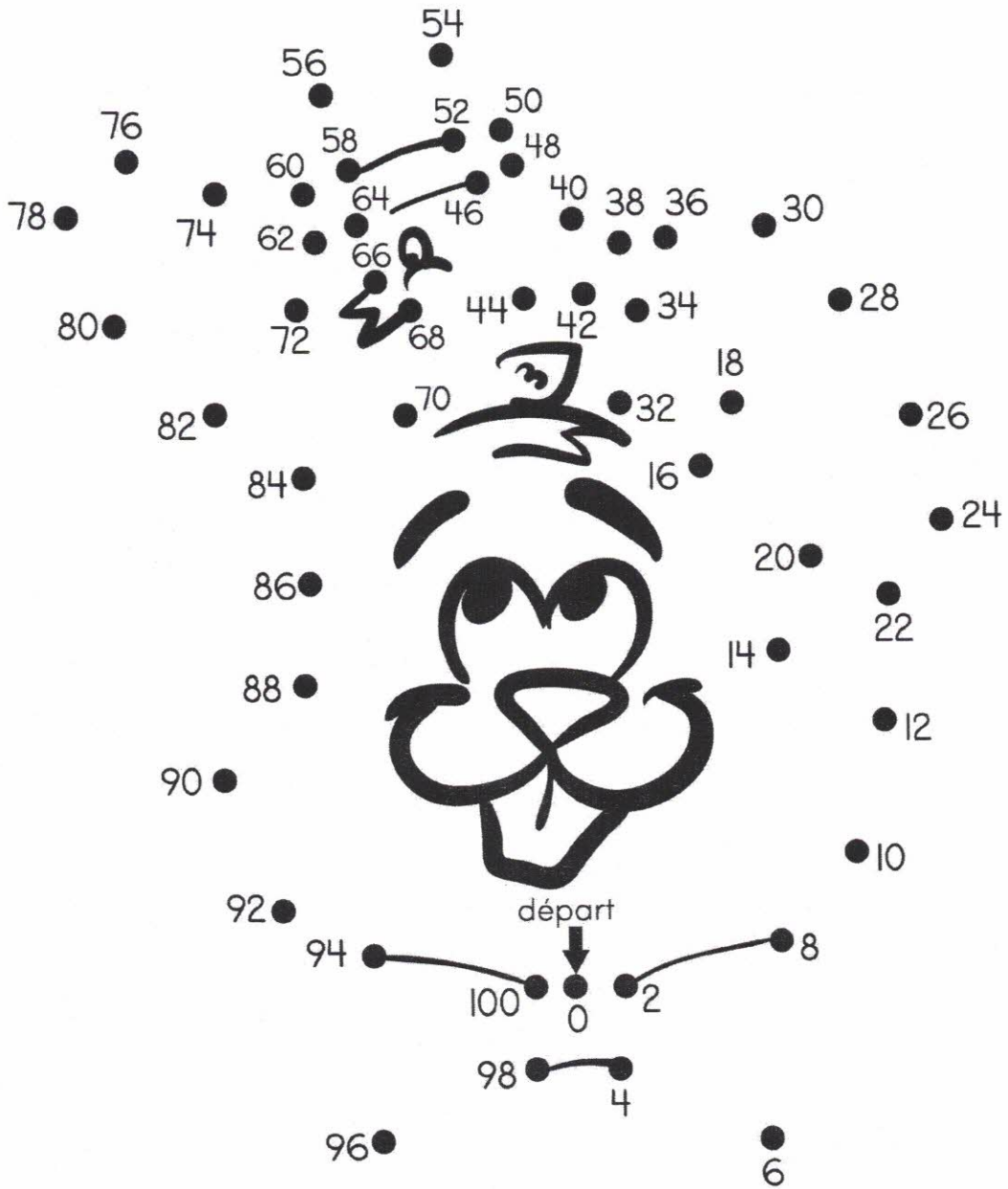




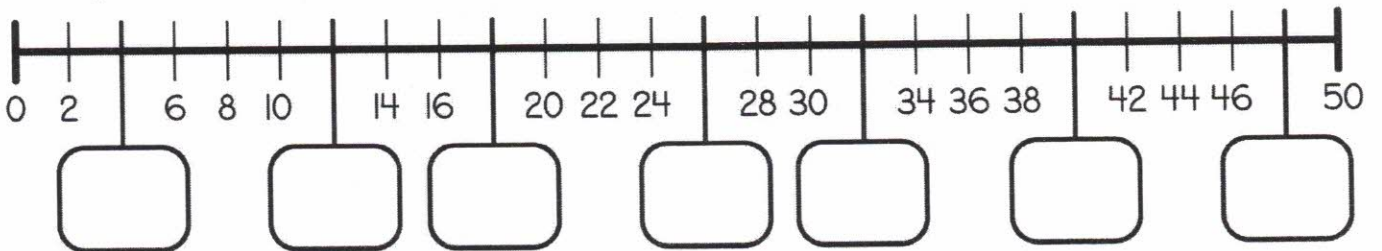
Nom: \_\_\_\_\_



Relie les points en comptant par bonds de 2.



Complète la droite numérique ci-dessous.



Je paie en euros (€).



..... euros



..... euros



..... euros



..... euros

.....


Sépare les mots avec un trait.

Lapetitefilleestperduedanslaforêt.

Jesuisalléeaurestaurantavecmonamieetsesparents.



Il pleut et Lulu la taupe ne retrouve plus sa maison.  
Trace le chemin à parcourir en suivant les lettres de l'alphabet dans le bon ordre.



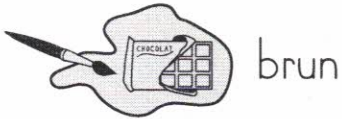
# Pâques

Nom \_\_\_\_\_

Trouve les mots ci-dessous dans la grille. Forme le mot caché avec les lettres restantes. (8 lettres)



boucles



brun



chercher



chocolat



coco



congé



dimanche



fête



fleur



jaune



jonquille



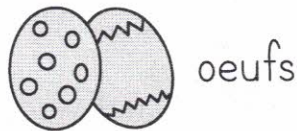
joyeuses



lapin



mauve



oeufs



paille



panier



Pâques



poule



poussin



printemps



tulipe



rose

O	E	U	F	S	C	P	A	Q	U	E	S
N	L	T	A	L	O	C	O	H	C	E	E
I	A	L	T	U	L	I	P	E	H	J	L
S	P	M	E	T	N	I	R	P	E	A	L
S	I	E	M	A	U	V	E	B	R	U	I
U	N	R	E	L	L	I	A	P	C	N	U
O	E	B	O	U	C	L	E	S	H	E	Q
P	E	H	C	N	A	M	I	D	E	B	N
F	L	E	U	R	E	S	O	R	R	R	O
R	E	I	N	A	P	F	E	T	E	U	J
C	O	N	G	E	E	L	U	O	P	N	R
J	O	Y	E	U	S	E	S	O	C	O	C









Mot caché: \_\_\_\_\_


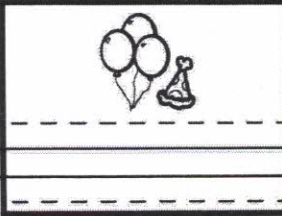



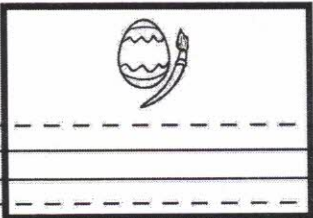
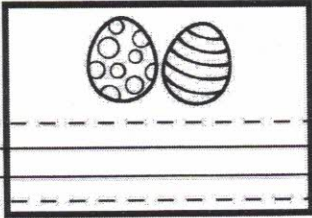





Prénom: \_\_\_\_\_




Complète les phrases suivantes. Utilise le code ci-dessous.





1. Les    aujourd'hui.

2. Anna  des  de .

3. Zack  une chasse aux .

4. Lili  le  de .

5. Tom  des  en chocolat.

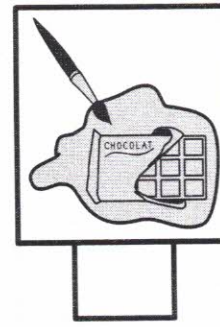














Pâques



Nom \_\_\_\_\_

Sous chaque image, inscris le numéro du mot qui correspond au dessin.



1. poussin

6. rose

11. œuf

16. jonquille

2. jaune

7. coco

12. brun

17. poule

3. tulipe

8. lapin

13. robe

18. soleil

4. porte

9. fête

14. panier

19. manger

5. chocolat

10. chien

15. mauve

20. patin

Nom: \_\_\_\_\_

1. Écris un devant les noms masculins.



Écris une devant les noms féminins.



a) \_\_\_\_\_ animal

b) \_\_\_\_\_ chat

c) \_\_\_\_\_ cheval

d) \_\_\_\_\_ chienne

e) \_\_\_\_\_ lapine

f) \_\_\_\_\_ mouton

g) \_\_\_\_\_ poule

h) \_\_\_\_\_ souris

2. Écris le ou la devant les noms au singulier.



Écris les devant les noms au pluriel.



a) \_\_\_\_\_ loup

b) \_\_\_\_\_ chatte

c) \_\_\_\_\_ lapins

d) \_\_\_\_\_ oiseaux

e) \_\_\_\_\_ chevaux

f) \_\_\_\_\_ poisson

3. Écris les mots suivants au pluriel.



a) animal \_\_\_\_\_

b) poule \_\_\_\_\_

c) cheval \_\_\_\_\_

d) lapine \_\_\_\_\_





























Nom \_\_\_\_\_

# La chasse aux cocos de Pâques

 Trouve où sont cachés les cocos à l'aide du code secret.

 Dessine les cocos au bon endroit sur le dessin.

## Code secret

a → 	b → 	c → 	d → 	e → 	f → 	g → 
h → 	i → 	j → 	k → 	l → 	m → 	n → 
o → 	p → 	q → 	r → 	s → 	t → 	u → 
v → 	w → 	x → 	y → 	z → 		



1. \_\_\_\_\_



2. \_\_\_\_\_




3. \_\_\_\_\_



\_\_\_\_\_



\_\_\_\_\_















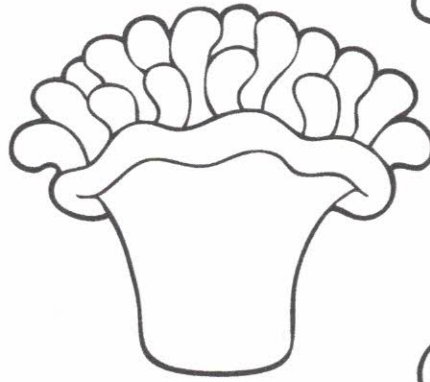





Encerle 10 différences.

Nom: \_\_\_\_\_





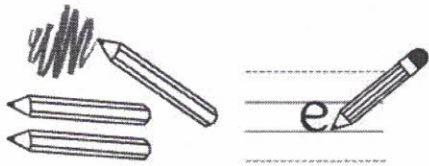




# Boîte en lapin pour Pâques



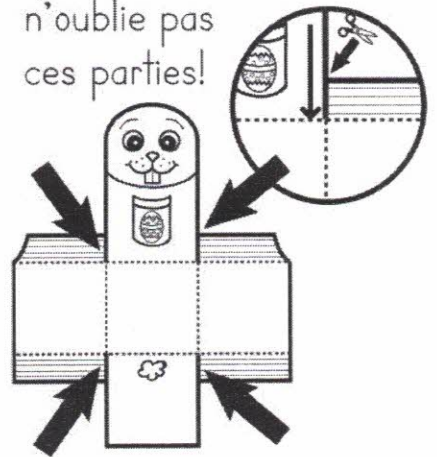
① colorie  
et  
écris ton nom



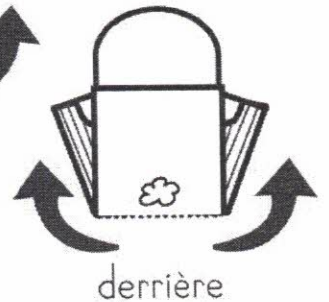

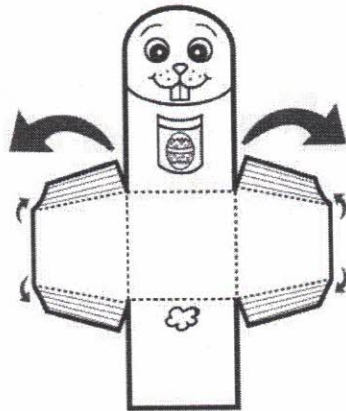

② découpe



n'oublie pas  
ces parties!



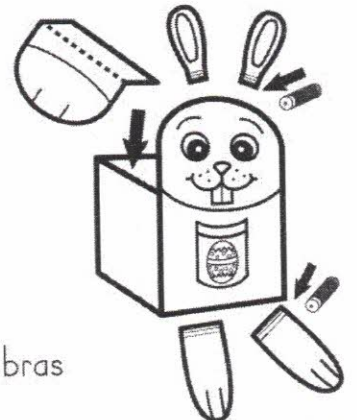
④ plie



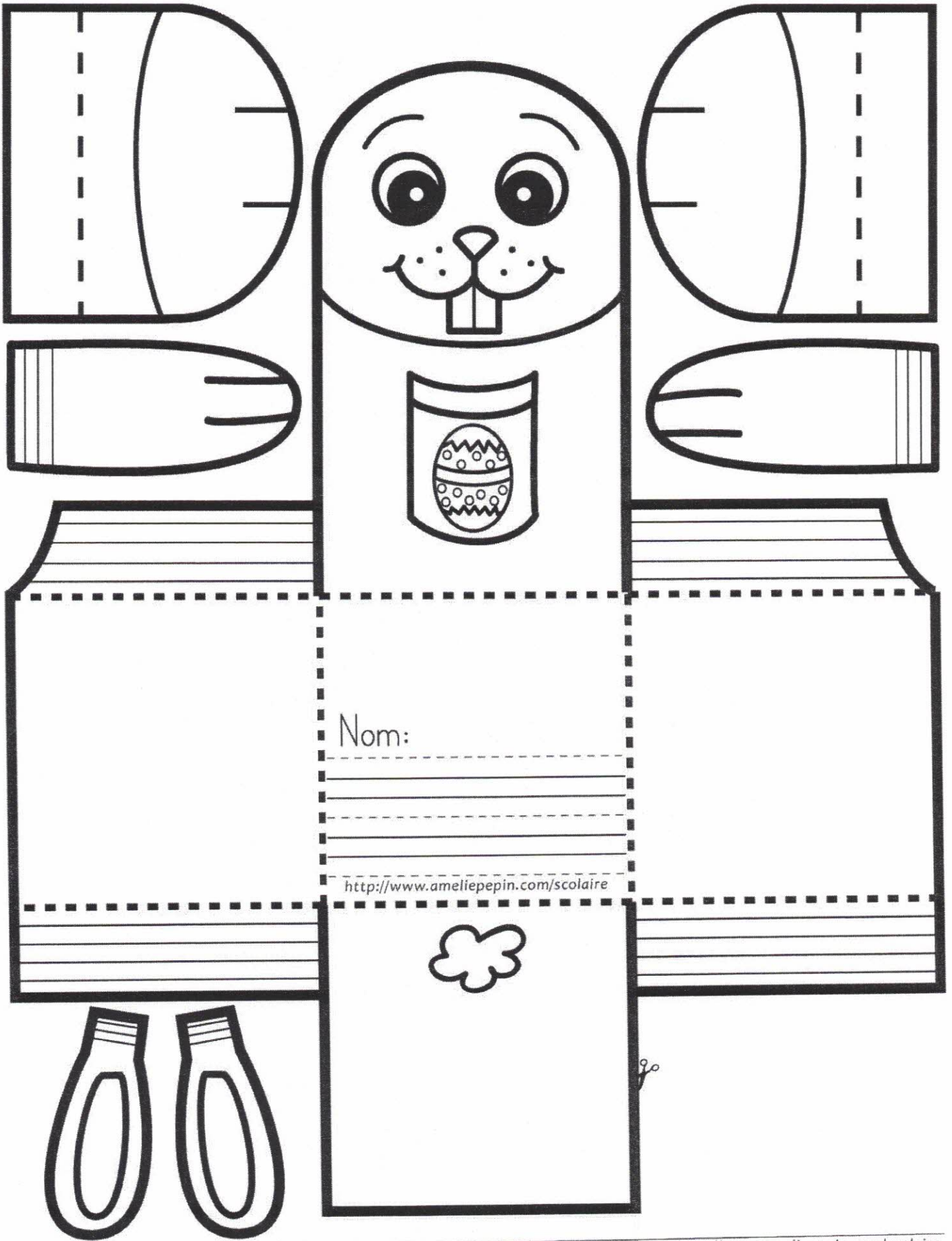
⑤ colle



Mets de la colle  
à l'intérieur des bras







Nom:

\_\_\_\_\_

\_\_\_\_\_

\_\_\_\_\_

<http://www.ameliepepin.com/scolaire>

