


A vous,

Profitions de ces moments ENSEMBLE
pour apprendre à partager, à cuisiner,
à jardiner, à respecter, à trier,
à ranger, à s'amuser ...

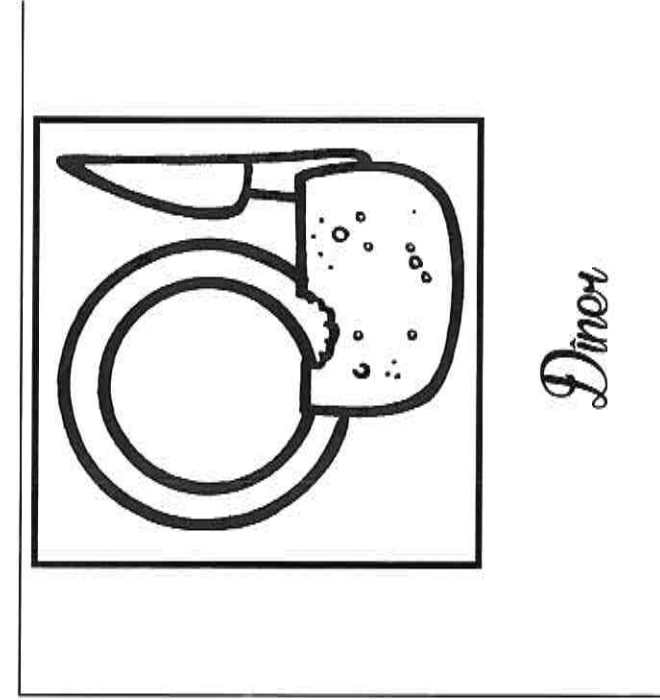



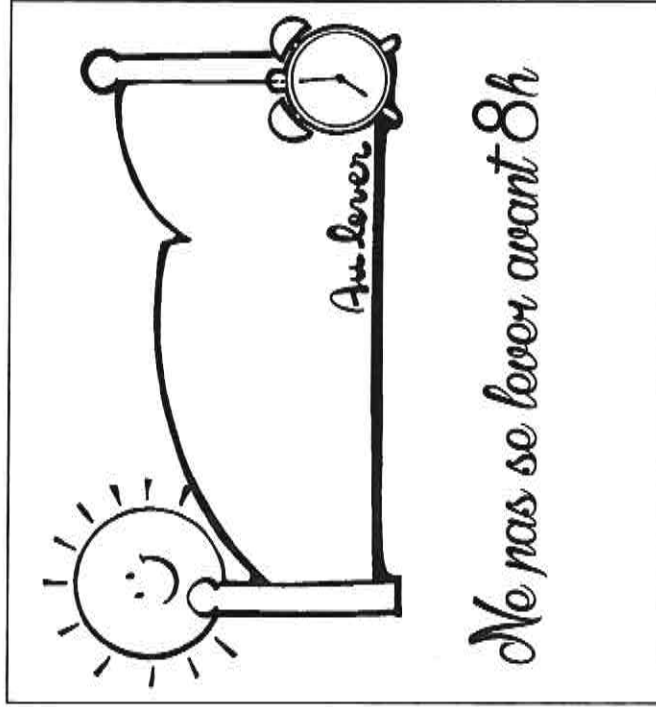
Tout va bien !


A très vite

M^{me} Estelle




Charte du confinement






P O U L E



O E U F



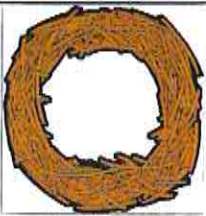
L A P I N




C L O C H E









P A N I E R



N I D



P O U S S I N



Je m'appelle :

Date :

Jeux de lecture : mots fléchés de Pâques

Lis tous les mots puis colorie-les dans la grille.


Les mots sont écrits de gauche à droite et de haut en bas.



PÂQUES - PRINTEMPS - LAPIN - CLOCHE - ŒUFS -
POULE - POUSSIN - CHOCOLAT - PANIER - CHASSE -
LUNDI - AVRIL - VACANCES



L	U	N	D	I	D	E	L	T	G	D	A	P	I
A	P	P	A	Q	U	E	S	G	N	K	C	R	P
P	A	Q	O	M	S	C	H	A	S	S	E	I	L
I	R	O	U	C	L	A	C	H	E	O	Q	N	O
N	A	C	H	O	C	O	L	A	T	E	S	T	N
A	D	C	L	O	C	H	E	Z	L	U	H	E	G
V	A	C	A	N	C	E	S	D	S	F	J	M	T
R	A	S	N	O	E	A	L	B	P	S	U	P	E
I	P	A	N	I	E	R	N	F	M	A	R	S	M
L	A	Z	B	F	E	N	P	O	U	L	E	D	P
W	P	O	U	S	S	I	N	T	I	P	I	A	S









Une poule sur un mur









Une poule sur un mur
Qui picore du pain dur
Picoti, Picota
Lève la queue
et puis s'en va.

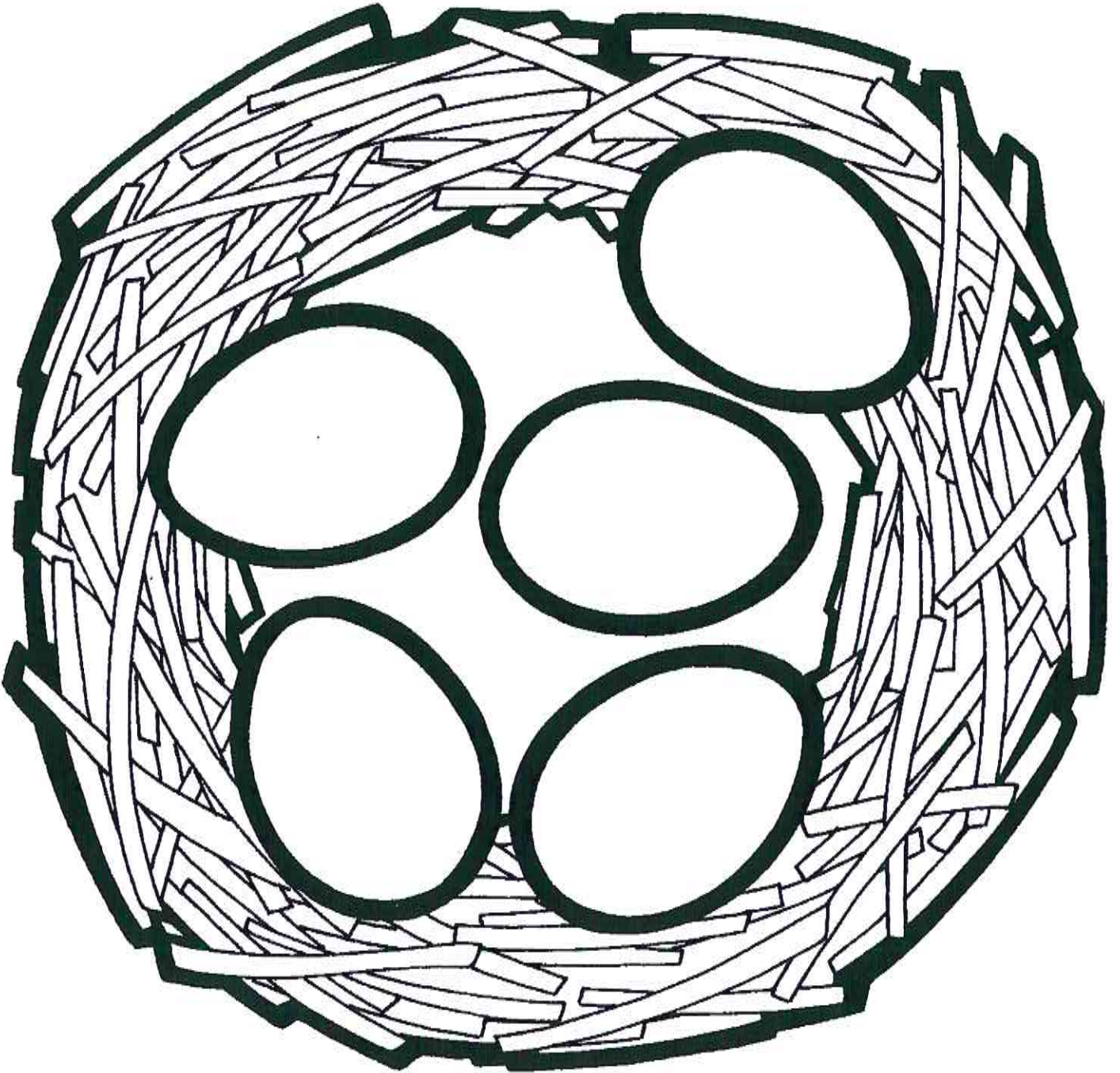


Prénom : _____

Je complète le tableau



1

rouge



3

jaune




0









vert

Faire des groupes de 3

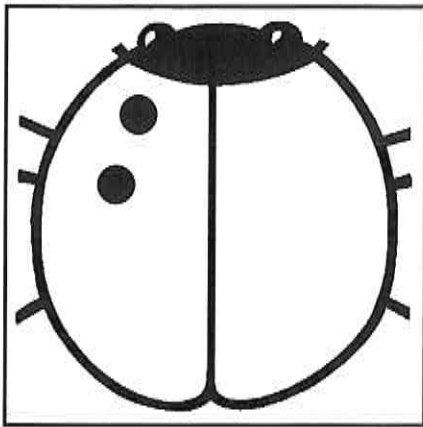
Naam:

Maak groepjes van 3

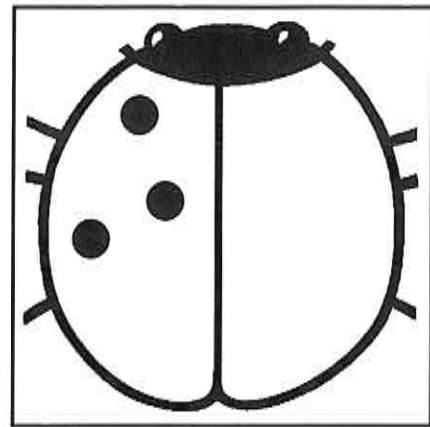




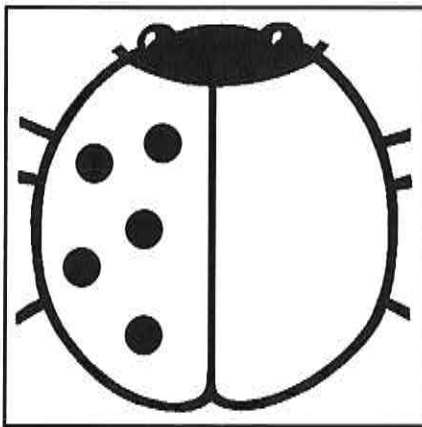
Complète les coccinelles pour arriver à la quantité demandée



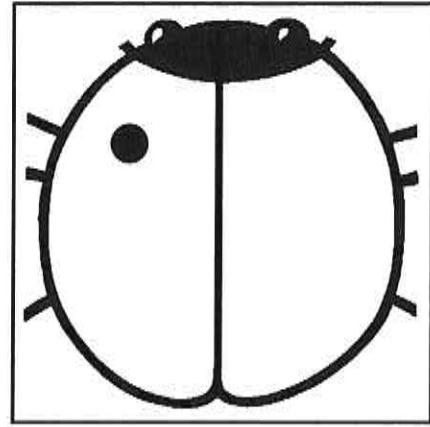
6



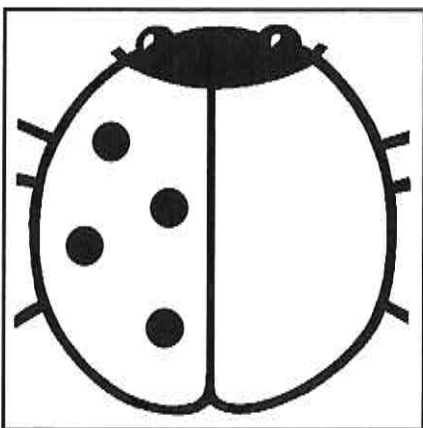
8



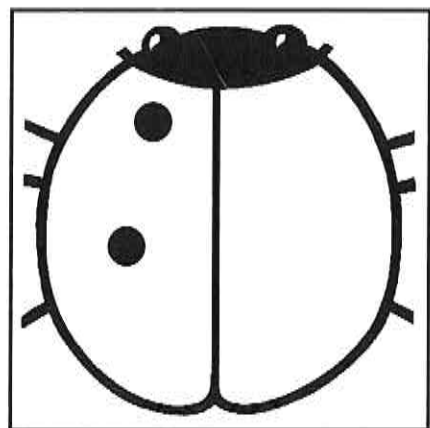
10



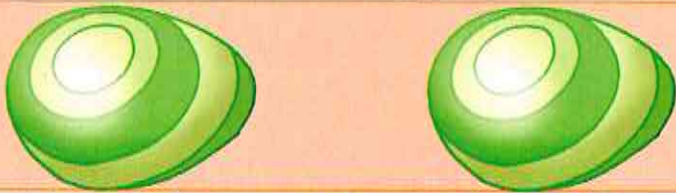
5




9



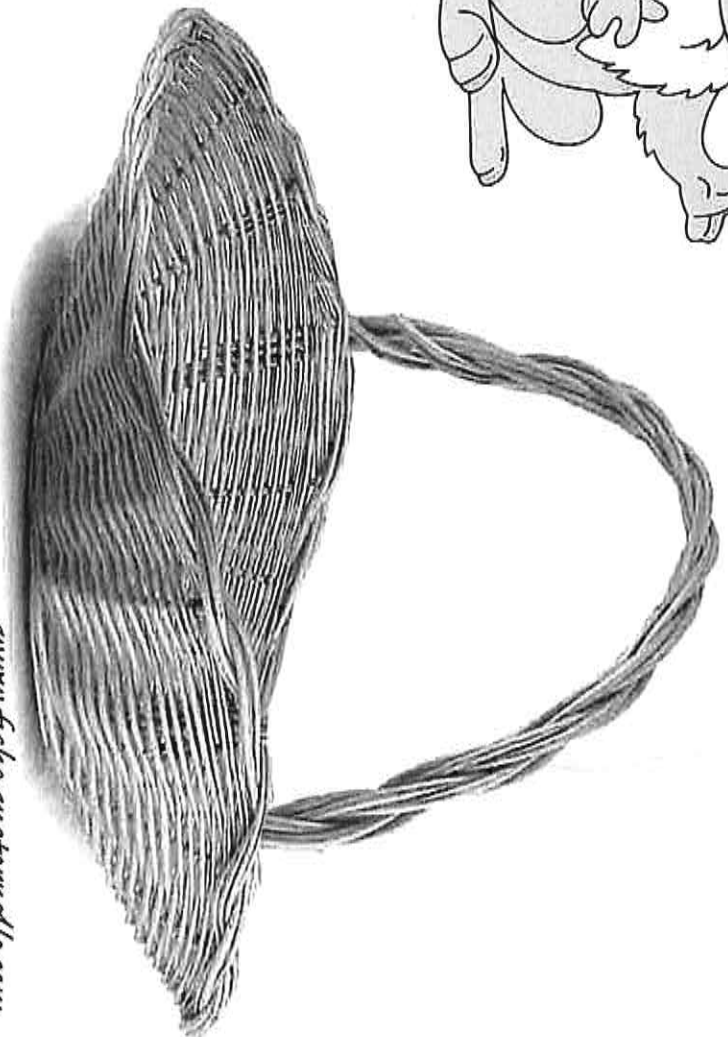


7










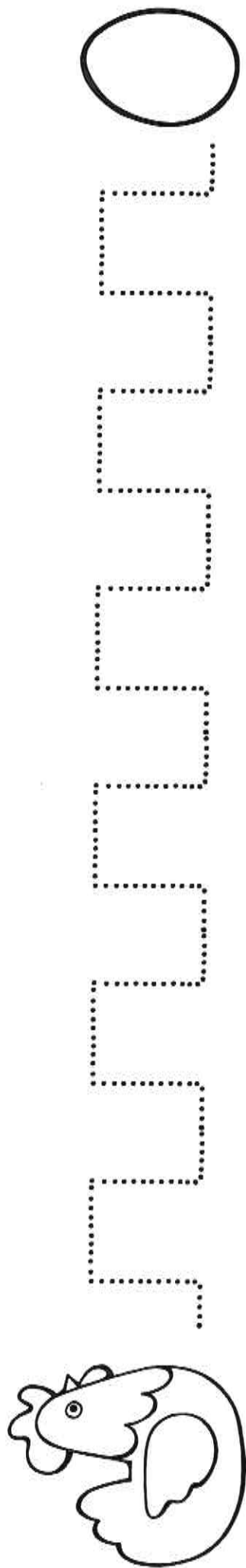
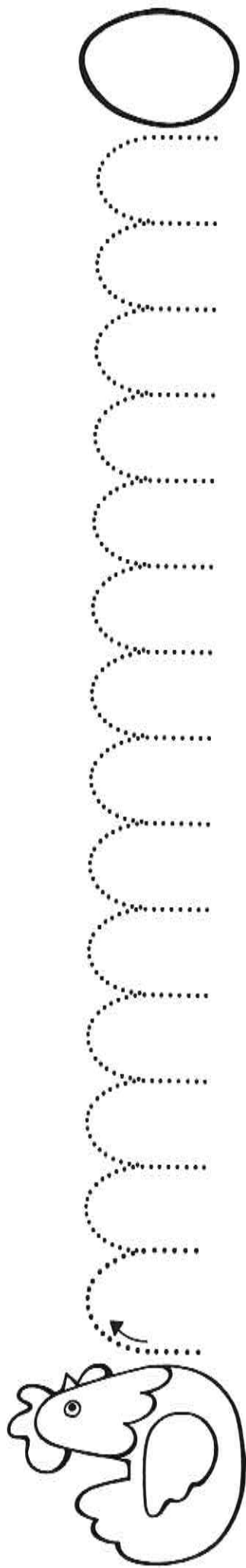
Prénom : _____

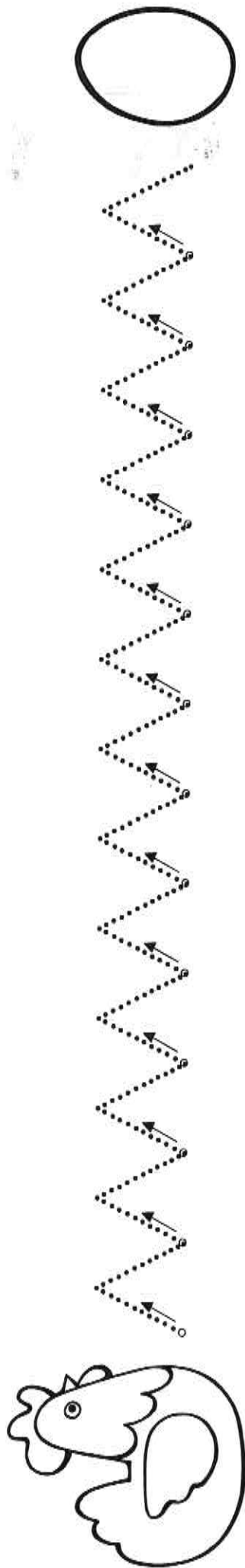
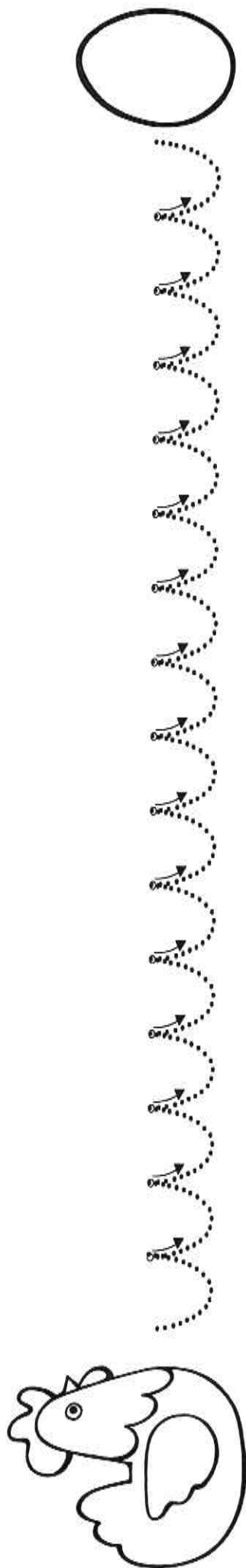
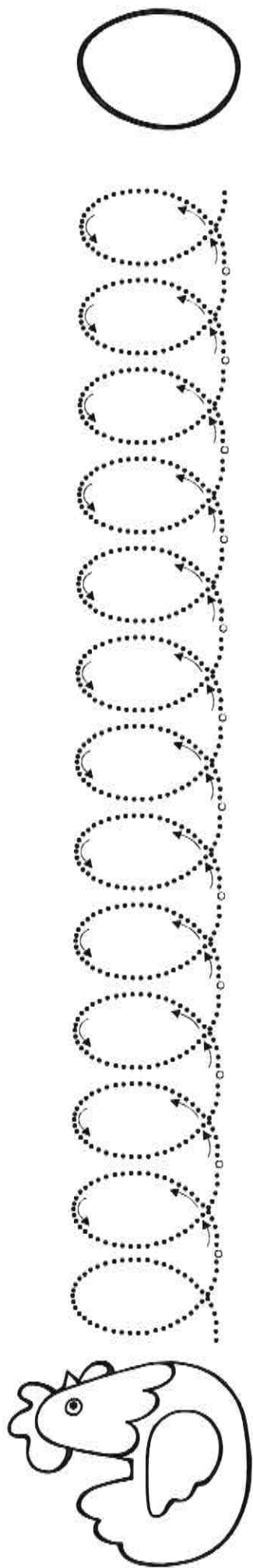
Répartis équitablement les oeufs de Pâques



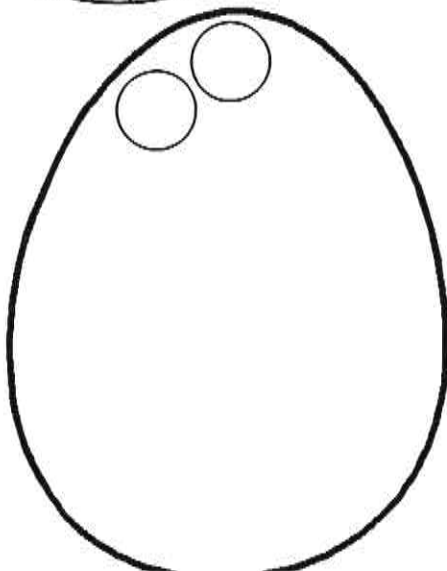


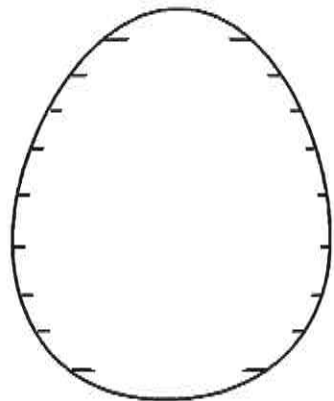
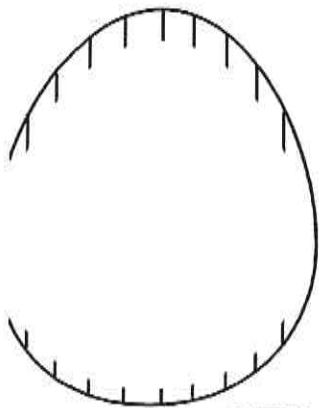
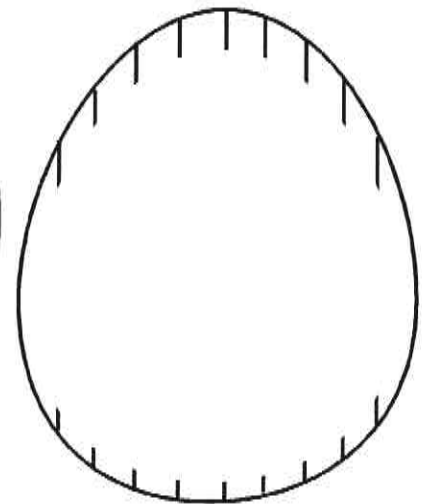
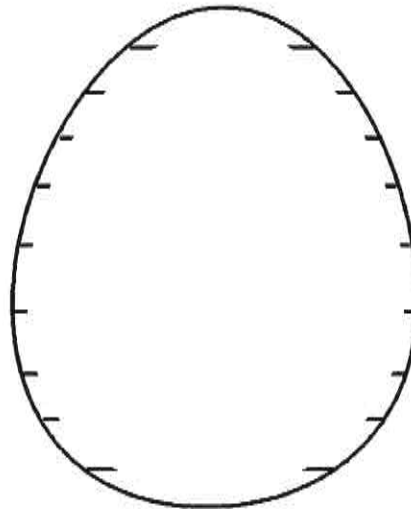
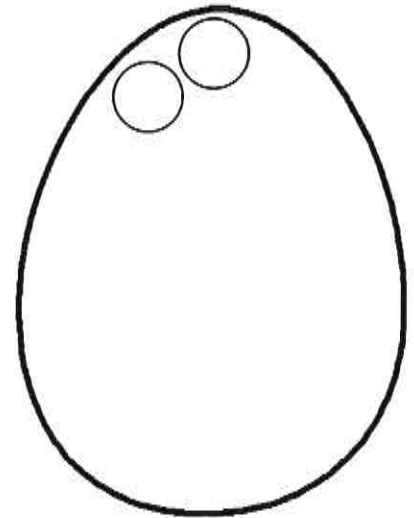

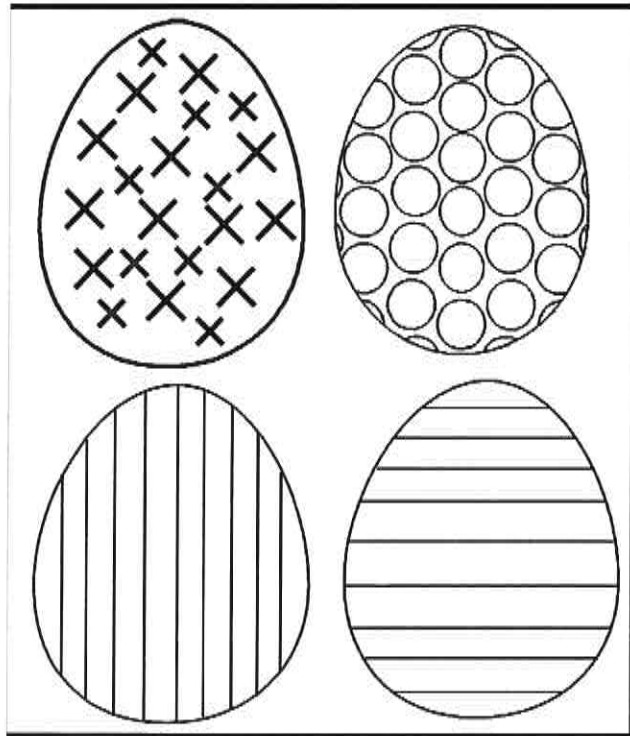
www.fiche-maternelle.com








Objectifs: reproduire un motif graphique simple en expliquant sa façon de procéder
associer le modèle au mouvement qui va permettre sa reproduction
identifier les éléments du modèle à reproduire
repérer les rapports entretenus par les différents éléments du modèle












Joyeuses Pâques!




Colorie le dessin en suivant le code de couleurs.

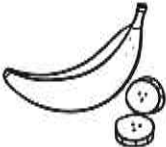



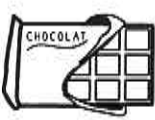


 jaune	 violet	 rose	 orange	 brun	 bleu	 rouge
3	4	5	6	7	8	9



Joyeuses Pâques!




Colorie le dessin en suivant le code de couleurs.

						
jaune	violet	rose	orange	brun	bleu	rouge
3	4	5	6	7	8	9

Pâte à modeler

La recette





Mélanger le tout et faire chauffer à feu moyen en remuant. Dès que la pâte commence à se décoller du fond de la casserole, éteignez le feu.



Laissez tiédir et pétrissez à la main. Il est possible d'ajouter du colorant alimentaire pour colorer la pâte ou de l'huile essentielle de vanille ou d'amande pour la parfumer

Vous pouvez conserver la pâte dans une boîte hermétique pendant plusieurs mois.

